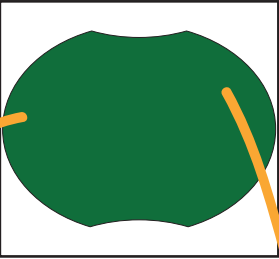
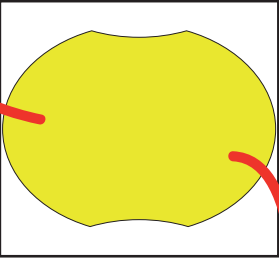
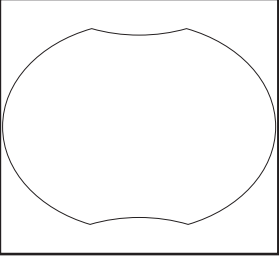
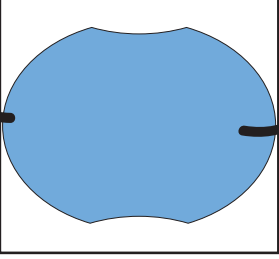

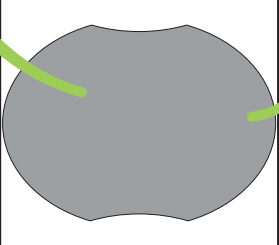


Kombiner boksene under med en strek, slik at rett post, rett perle og rett betydning henger sammen.



KFUK-KFUM
SPEIDERNE

Post 2		HAV
Post 4		REGN
Post 1		SKYER
Post 6		SOL
Post 3		DAMP
Post 5		PLAN-TER

The image shows a matching exercise with six rows. Each row contains a 'Post' box on the left, a 'perle' (pearl) box in the middle, and a 'betydning' (meaning) box on the right. Colored lines connect the boxes to form pairs: Post 2 (green pearl) connects to HAV; Post 4 (yellow pearl) connects to REGN; Post 1 (white pearl outline) connects to SKYER; Post 6 (blue pearl) connects to SOL; Post 3 (dark blue pearl) connects to DAMP; Post 5 (grey pearl) connects to PLAN-TER.